




UiLED TECHNOLOGY

Good People, Good Work.



We are committed to deliver high quality, cost-effective, energy saving LED products for the global market.



- High quality SMD2835 LEDs
- FPC with Rolled Annealed Copper Foil, Stronger Structure, Higher Stability
- Homogeneous light distribution without dots, delivering high light efficacy
- Good flexibility, can be adapted to different application shapes
- Excellent weather and corrosion resistance
- Spectral inhibition cuts mosquito attraction, repels up to 82%

ORDERING GUIDE

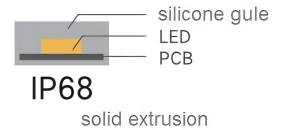

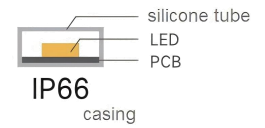

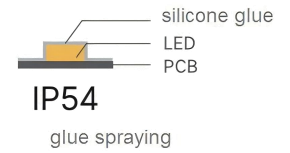


PART #	UMRS
Led Type	2835
Led Quantity / m	96
Beam Angle	105
Color	Warm / White
Color Temp.(K) Wavelength(nm)	592
Type.Luminous Flux LM/M(39.37in)	325
Rated Current (A/m)	0.417
Power (W/M)	5
Rated voltage	12
Cutting unit(mm)	31
LED s /cut	3
Electrostatic charge	2KV
Working Temp	-25°C-+45°C
Service Life	30000hrs@ Tc<70°C
Product Size	L6000*W10*H4mm

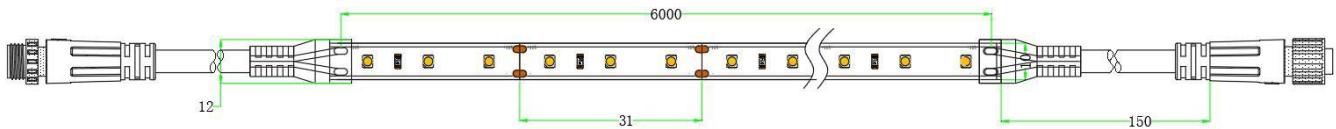
PRODUCTION LEVEL

Protection level rules

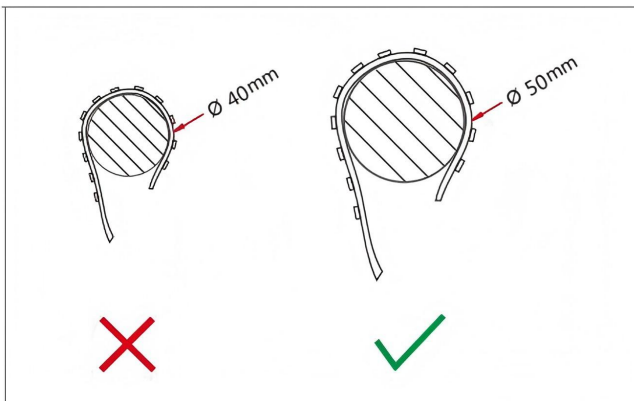
- IP20:** indoor use
- IP54:** wet environment use, good color consistency
- IP65:** wet environment use, not turn yellow, good adhesion.
- IP66:** drenching environment use, UV resistant, not turn yellow.
- IP67:** outdoor and semi-outdoor use, UV resistant, not turn yellow.
- IP68:** short-time immersion environment use, UV resistant, not turn yellow.



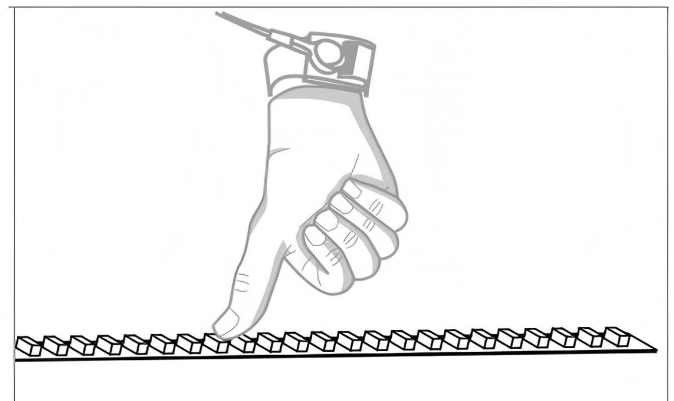
DIMENSION (mm)



BENDING WARNING



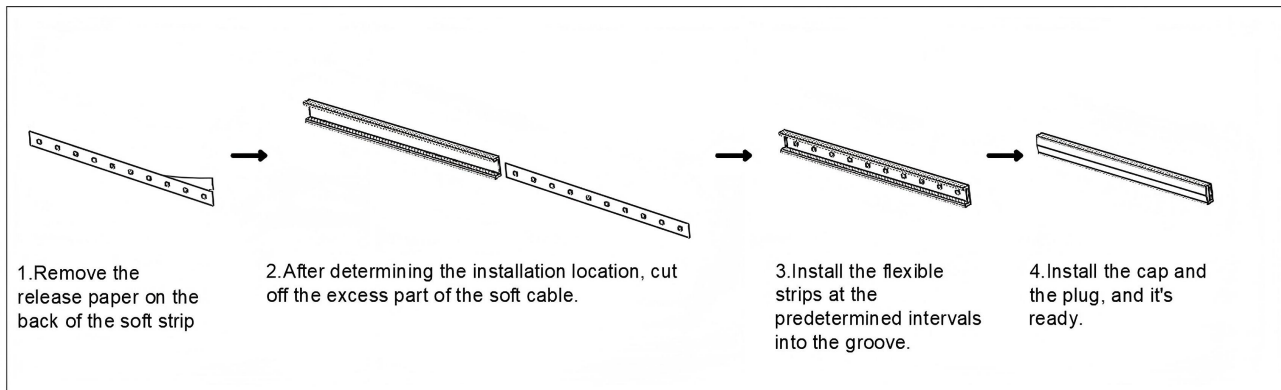
Min. bend diameter : 50mm



When touch LED, please wear antistatic wrist strap

INSTALLTION

- Before installation, please verify whether all parameters of the product are consistent with the requirements (product parameters can be found in the "Product Specification Book (or Manual)" or on the label);
- Please connect the wires according to the wiring diagram (connect the load first and then the power supply, or supply power). During the operation, be careful to avoid short circuits;
- The positive and negative terminals of the product's wiring should be correctly connected to the positive and negative terminals of the power supply output. Otherwise, the light will not light up;
- Do not install while powered on!

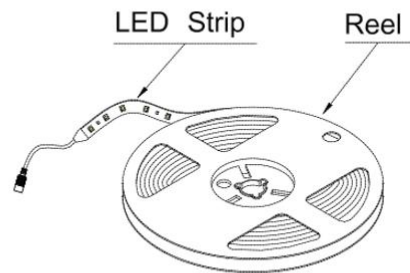


PACKAGE

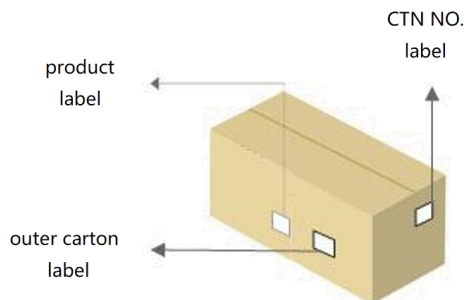
Packing bag



Plastic reel



Carton



Packing quantity

